

Transfer Services

Transfer Services at Lee College is here to assist you in your journey into higher education. If you are planning on transferring to a university once you have completed your degree or prerequisites at Lee College, stop by the Career and Transfer Services office to schedule an appointment with the transfer coach. Transfer Services is here to assist with any aspect of the planning process, from exploring different university options, to walking through the application process. Get in touch with your transfer coach today!

What does Transfer Services do?

- Bring university representatives from transfer institutions on campus for tabling and information sessions. There are typically one to two university representatives on campus each week.
- Take students on group trips to a selected university each month. Campus visits are typically scheduled on the last Friday of each month.
- Send out regular updates on different transfer events and information through a virtual Transfer Services classroom on [BlackBoard](#).
- Put on various transfer events.
- Provide 1-to-1 meetings to answer questions about transfer such as admission requirements, how credits transfer, the application process, etc. It is recommend to schedule an appointment time with your transfer coach. Appointments are available on a walk-in basis based on availability.

What is the Transfer Process?

We strongly encourage you to meet with your Lee College transfer coach and Academic Advisor each semester to ensure you are on track for successful transfer. Discuss transfer admission processes, see how your Lee College courses transfer to various universities, and ensure that you are getting access to the right resources and contacts at your desired transfer institution.

Not sure who your Academic Advisor is? www.lee.edu/counseling/contact-counselor/

The Transfer Process

General Overview of the Transfer Process

1. Pick a degree plan at community college based on the field you want to work in, and/or field that interests you. (Unsure? Start working on your basics (core curriculum) while doing research on different job opportunities in different fields. Complete Career Coach, or different career assessments.)
2. Once you have selected a degree plan, make sure the courses you are taking for your associates degree will transfer to the university you want. (Unsure? Start doing research NOW! Submit inquiries through the university's websites for information on the university or specific degrees offered, attend information sessions or tabling events, attend transfer events, etc to gather as much information as possible to help you make your decision). Meet with your academic

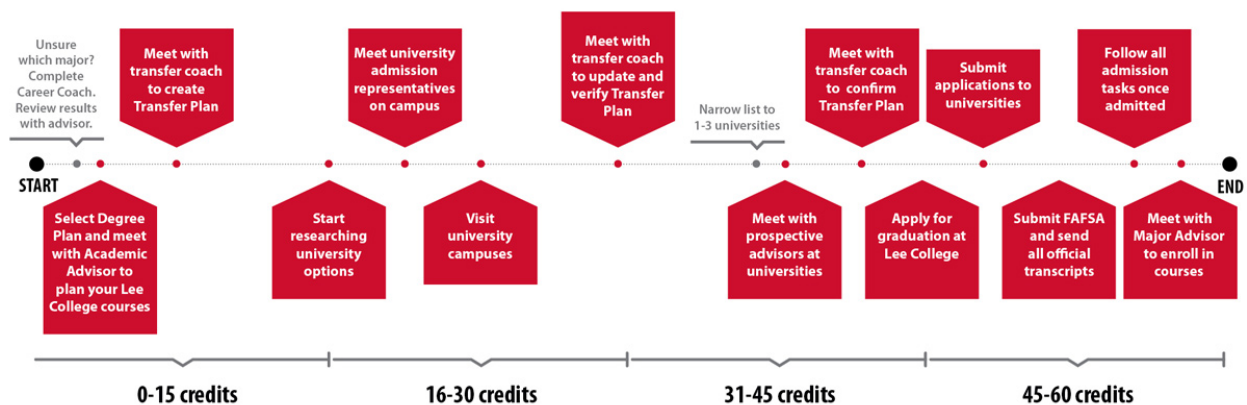
advisor at Lee College, and prospective advisor at the university you are interested in each semester to make sure you are not taking any unnecessary courses.

3. In your final few semesters at Lee College, start getting ready to transfer. Review application deadlines and admission requirements for your university. (Unsure? Get connected with an admissions counselor at the university to learn more about what is required)
4. Apply to your university as soon as the application opens up and submit all necessary documents based on the university's application requirements. Submit FAFSA as soon as it opens up for the academic year you plan to start at the university.
5. Submit ALL official transcripts (all colleges or universities attended, AP credit, etc) at the time you submit your application. Submit your official transcript at your current institution again as soon as you finish your final course.
6. Wait for the admissions decision! This can take anywhere from weeks to a few months, depending on the school.
7. Upon acceptance, follow all next steps listed by the university. Attend orientation session for transfer students and schedule a meeting with an academic advisor at the university. Register for on-campus housing and meal plans (often optional for transfer students).*
8. Enroll in courses based off the advisement from you university academic advisor.*
9. Accept financial aid award according to your expense. Decline any excess Financial Aid (optional but highly recommended if they are loans you need to repay). Apply for scholarships for potential additional funding options.*

*Steps to complete once you have already "transferred"

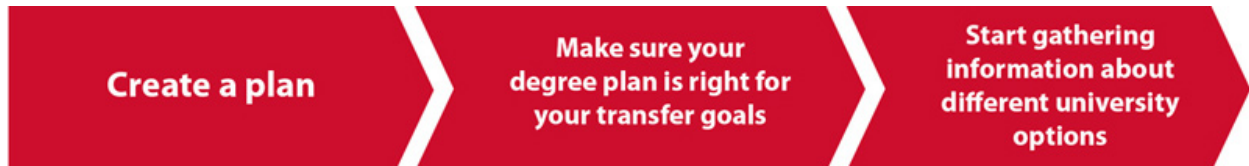
PRO TIP: Once you have been accepted to your university: Get to know the different resources on campus (Academic services, tutoring services, counseling services, disability services, veteran services, etc). Explore different engagement opportunities to supplement the university experience (clubs, student groups, volunteer opportunities, research opportunities, etc).

An In-Depth Look at the Transfer Process



This is a recommended timeline for transfer, however the exact timeline can look different for every student

If you have completed between 0-15 credits (or are at the beginning of your degree plan)

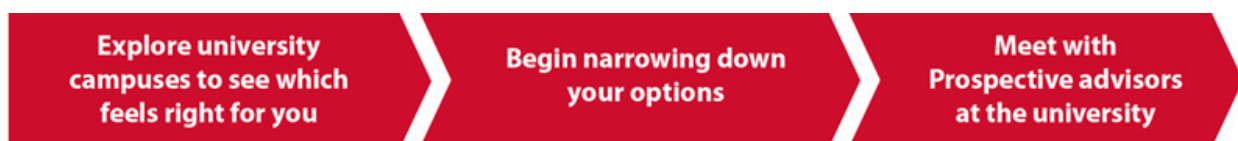


- Inform your assigned academic advisor if you plan to transfer to get connected with the transfer coach
- Complete the Transfer Survey* each year, or if your transfer goals change
- Meet with your transfer coach each semester to create an academic transfer plan
- Discuss if your degree is transfer-friendly
 - # Associate of Arts and Associate of Science degrees are generally transferable
 - # Associate of Applied Science degrees and Certificate programs prepare students to go straight into the workforce; however, some programs offer transfer pathways to specific four-year institutions
- Discuss career options and long-term goals to ensure your educational path aligns
- Visit representatives from four-year schools during scheduled table visits and at Lee College transfer events

**It is required to complete the Transfer Survey once per year as part of your TSK Hold, however it can be accessed outside of the TSK Hold. Please be thoughtful in your responses when filling out the Transfer Survey. It is also recommended to take the survey if your answers have changed since the last time you have completed the survey. You will receive communication from your transfer coach for assistance with transfer planning, but it is encouraged to reach out to your transfer coach at any time if you have any questions about transferring and transfer planning.*

To access the Transfer Survey, log in to your myLC student center page. Click on the dropdown bar in the “Academic” section and select “Transfer Planning Survey,” or alternatively use the following link to [complete the survey](#).


If you have completed between 16-45 credits (or are about halfway through your degree plan)



- Identify 2-3 schools that are a good fit for you. Meet with your transfer coach to help explore these options further
- Schedule an advising appointment at your university of interest to learn how your credits will transfer
- Tour your schools of interest
 - # Free individual tours of universities are available during the fall and spring semester, sometimes in the summer
 - # Attend a group campus visit on the last Friday of each month to rotating local universities, provided by Career & Transfer Services

- # Some schools offer virtual tours that you can view from the comfort of your own home
 - # Utilize [YouVisit](#) to see if your desired university has a virtual campus tour
- Continue to visit with representatives from four-year schools during scheduled table visits
- Gather information about transfer admission and financial aid deadlines for your selected schools
- Search for transfer scholarships and financial aid resources

If you have completed between 46-60 credits (or are nearing the end of your degree plan)



- Apply for graduation at Lee College in your final semester.
- Meet with your Academic Advisor or Counselor to ensure you are on track for graduation
- Meet with your Lee College transfer coach for help through admissions processes
- Apply to your selected school(s) for transfer admission through [GoApplyTexas](#) or through the institution's website
 - # Submit required materials ahead of admissions and scholarship deadlines
 - # Attend a Transfer Day or Open House event for a potential application fee waiver
 - # Send all official transcripts. You may need to send your official transcripts twice; once when you apply to the university, and when you complete your courses/degree
- Complete your [FAFSA](#) or [TASFA](#) and send to your selected schools
 - # Complete scholarship application(s) if applicable
 - # Be sure to follow up with your universities to verify required documentation has been received and is complete
- Wait to hear from your school of choice and accept admission according to stated deadlines. Comply with any required orientation or programs and schedule an appointment with your university academic advisor.

Transfer Tips

Tip 1: Start researching if you are intending to transfer to a 4-year degree. This will ensure you are not taking any unnecessary credits

Tip 2: Start with your end goal in mind and work backwards.

What job/field do you want to work in? —> What degree(s) does that job/field require?

—> What universities offer that degree? —> What are the degree requirements? —>

How do my Lee College credits apply?

Tip 3: Stay connected with your Lee College transfer coach and academic advisor, as well as the Academic Advisor for the four-year degree you will be transferring to. This will ensure that you are not taking unnecessary credits

Tip 4: Remember that everyone's transfer experience is DIFFERENT

What to Look for When Transferring

- Does this school offer the degree(s) in which I am interested?
- What are the admission requirements for transfer students?
- What is the tuition rate? What is my financial aid package?
- Does this school have transfer scholarships?
- Can I see myself attending this university? Do I like the campus?
- Does this school have the resources and programs I need?
- How do my credits transfer?

Looking to transfer to a university in Texas?

Don't see the university you are interested in transferring to on this list? Contact Lee College's transfer coach for more information on your desired school!

Here are some of the common universities in Texas.

University of Houston System

- [University of Houston](#) | [Degrees & Programs](#) | [Transfer Equivalency Guides](#) | [Transfer Admissions](#) | [Academic Advising](#) | [Virtual Tour](#)
- [University of Houston-Clear Lake](#) | [Degrees & Programs](#) | [Transfer Equivalency Guides](#) | [Transfer Admissions](#) | [Academic Advising](#) | [Virtual Tour](#)
- [University of Houston Downtown](#) | [Degrees & Programs](#) | [Transfer Equivalency Guides](#) | [Transfer Admissions](#) | [Academic Advising](#) | [Virtual Tour](#)
- [University of Houston Victoria](#) | [Degrees & Programs](#) | [Transfer Equivalency Guides](#) | [Transfer Admissions](#) | [Academic Advising](#) | [Virtual Tour](#)

Texas A&M University System

- [Texas A&M University](#) | [Degrees & Programs](#) | [Transfer Equivalency Guides](#) | [Transfer Admissions](#) | [Academic Advising](#) | [Virtual Tour](#)
- [Texas A&M University - Corpus Christi](#) | [Degrees & Programs](#) | [Transfer Equivalency Guides](#) | [Transfer Admissions](#) | [Academic Advising](#) | [Virtual Tour](#)
- [Texas A&M University - San Antonio](#) | [Degrees & Programs](#) | [Transfer Equivalency Guides](#) | [Transfer Admissions](#) | [Academic Advising](#) | [Virtual Tour](#)
- [Texas A&M University - Central Texas](#) | [Degrees & Programs](#) | [Transfer Equivalency Guides](#) | [Transfer Admissions](#) | [Academic Advising](#)
- [Texas A&M University - Kingsville](#) | [Degrees & Programs](#) | [Transfer Admissions](#) | [Academic Advising](#) | [Virtual Tour](#)
- [Texas A&M University - Texarkana](#) | [Degrees & Programs](#) | [Transfer Equivalency Guides](#) | [Transfer Admissions](#) | [Academic Advising](#)
- [Texas A&M University - Commerce](#) | [Degrees & Programs](#) | [Transfer Equivalency Guides](#) | [Transfer Admissions](#) | [Virtual Tour](#)
- [Texas A&M International University](#) | [Degrees & Programs](#) | [Transfer Equivalency Guides](#) | [Transfer Admissions](#) | [Academic Advising](#) | [Virtual Tour](#)
- [West Texas A&M University](#) | [Degrees & Programs](#) | [Transfer Equivalency Guides](#) | [Transfer Admissions](#) | [Academic Advising](#) | [Virtual Tour](#)

- [Prairie View A&M University](#) | [Degrees & Programs](#) | [Transfer Equivalency Guides](#) | [Transfer Admissions](#) | [Academic Advising](#) | [Virtual Tour](#)
- [Tarleton State University](#) | [Degrees & Programs](#) | [Transfer Equivalency Guides](#) | [Transfer Admissions](#) | [Academic Advising](#) | [Virtual Tour](#)

University of Texas System

- [University of Texas at Austin](#) | [Degrees & Programs](#) | [Transfer Equivalency Guides](#) | [Transfer Admissions](#) | [Academic Advising](#) | [Virtual Tour](#)
- [University of Texas at Arlington](#) | [Degrees & Programs](#) | [Transfer Equivalency Guides](#) | [Transfer Admissions](#) | [Academic Advising](#) | [Virtual Tour](#)
- [University of Texas at Dallas](#) | [Degrees & Programs](#) | [Transfer Equivalency Guides](#) | [Transfer Admissions](#) | [Academic Advising](#) | [Virtual Tour](#)
- [University of Texas at El Paso](#) | [Degrees & Programs](#) | [Transfer Equivalency Guides](#) | [Transfer Admissions](#) | [Academic Advising](#)
- [University of Texas at Tyler](#) | [Degrees & Programs](#) | [Transfer Equivalency Guides](#) | [Transfer Admissions](#) | [Academic Advising](#) | [Virtual Tour](#)
- [University of Texas at San Antonio](#) | [Degrees & Programs](#) > | [Transfer Equivalency Guides](#) | [Transfer Admissions](#) | [Academic Advising](#) | [Virtual Tour](#)
- [University of Texas Medical Branch](#) | [Degrees & Programs](#) | [Transfer Admissions](#)
- [University of Texas Health Science Center at Houston](#) | [Degrees & Programs](#) | [Transfer Admissions](#)
- [University of Texas Health Science Center at San Antonio](#) | [Degrees & Programs](#) | [Transfer Equivalency Guides](#) | [Transfer Admissions](#) | [Academic Advising](#)
- [University of Texas MD Anderson Cancer Center](#) | [Degrees & Programs](#) | [Transfer Equivalency Guides](#) | [Transfer Admissions](#)
- [University of Texas Rio Grande Valley](#) | [Degrees & Programs](#) | [Transfer Equivalency Guides](#) | [Transfer Admissions](#) | [Academic Advising](#) | [Virtual Tour](#)
- [University of Texas Permian Basin](#) | [Degrees & Programs](#) | [Transfer Admissions](#) | [Academic Advising](#) | [Virtual Tour](#)

Texas Tech University System

- [Texas Tech University](#) | [Degrees & Programs](#) | [Transfer Equivalency Guides](#) | [Transfer Admissions](#) | [Academic Advising](#) | [Virtual Tour](#)
- [Texas Tech University Health Sciences Center](#) | [Degrees & Programs](#) | [Transfer Admissions](#) | [Academic Advising](#) | [Virtual Tour](#)
- [Texas Tech University Health Sciences Center El Paso](#)
- [Angelo State University](#) | [Degrees & Programs](#) | [Transfer Equivalency Guides](#) | [Transfer Admissions](#) | [Academic Advising](#)

University of North Texas System

- [University of North Texas](#) | [Degrees & Programs](#) | [Transfer Equivalency Guides](#) | [Transfer Admissions](#) | [Academic Advising](#) | [Virtual Tour](#)
- [University of North Texas at Dallas](#) | [Degrees & Programs](#) | [Transfer Equivalency Guides](#) | [Transfer Admissions](#) | [Academic Advising](#) | [Virtual Tour](#)

Texas State University System

- [Texas State University](#) | [Degrees & Programs](#) | [Transfer Equivalency Guides](#) | [Transfer Admissions](#) | [Academic Advising](#) | [Virtual Tour](#)
- [Lamar University](#) | [Degrees & Programs](#) | [Transfer Equivalency Guides](#) | [Transfer Admissions](#) | [Academic Advising](#) | [Virtual Tour](#)
- [Sam Houston State University](#) | [Degrees & Programs](#) | [Transfer Equivalency Guides](#) | [Transfer Admissions](#) | [Academic Advising](#) | [Virtual Tour](#)
- [Sul Ross State University](#) | [Degrees & Programs](#) | [Transfer Equivalency Guides](#) | [Transfer Admissions](#) | [Academic Advising](#)

Other Texas Universities

- [Rice University](#) | [Degrees & Programs](#) | [Transfer Equivalency Guides](#) | [Transfer Admissions](#) | [Academic Advising](#) | [Virtual Tour](#)
- [Baylor University](#) | [Degrees & Programs](#) | [Transfer Equivalency Guides](#) | [Transfer Admissions](#) | [Academic Advising](#) | [Virtual Tour](#)
- [Stephen F. Austin State University](#) | [Degrees & Programs](#) | [Transfer Equivalency Guides](#) | [Transfer Admissions](#) | [Academic Advising](#) | [Virtual Tour](#)
- [Texas Woman's University](#) | [Degrees & Programs](#) | [Transfer Equivalency Guides](#) | [Transfer Admissions](#) | [Academic Advising](#) | [Virtual Tour](#)
- [Texas Southern University](#) | [Degrees & Programs](#) | [Transfer Equivalency Guides](#) | [Transfer Admissions](#) | [Academic Advising](#) | [Virtual Tour](#)

[FIND A CAREER](#)
[My Next Move](#)

■